






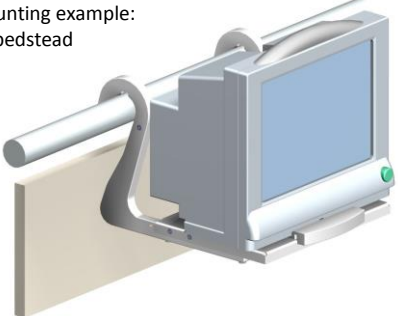
fixlteasy




Modular fastening system for devices




Mounts for monitors GE and Dräger

Item-no.	Name	Image	
Mount for monitor: "Infinity", "DASH", "FM"			
<p>M-21400_LK</p>	<p>Holder with long node for GE monitor DASH, Infinity or FM for mouning on standard rail 25 x 10 mm</p> <ul style="list-style-type: none"> - L/W/H: approx. 300 x 145 x 185 mm - throat depth: 165 mm - long nodes without cable channel - carrier for monitor rotatable $\pm 90^\circ$, inclinable $\pm 15^\circ$ - with quick release (latching bolt) - cable holder claw in white - loading capacity: up to 12 kg 		
<p>M-21401_LK</p>	<p>Holder with long node for GE monitor DASH, Infinity or FM for mouning on on wall or carrier rail</p> <ul style="list-style-type: none"> - L/W/H: approx. 305 x 145 x 155 mm - throat depth: 170 mm - long nodes without cable channel - carrier for monitor rotatable $\pm 90^\circ$, inclinable $\pm 15^\circ$ - with quick release (latching bolt) - cable holder claw in white - loading capacity: up to 12 kg 		
<p>M-21402_LK RD-38</p>	<p>Holder with long node for GE monitor DASH, Infinity or FM for mouning on tube Ø38 mm</p> <ul style="list-style-type: none"> - L/ W/ H: approx. 330 x 130 x 155 mm - throat depth: 180 mm - long nodes without cable channel - carrier for monitor rotatable $\pm 90^\circ$, inclinable $\pm 15^\circ$ - with quick release (latching bolt) - cable holder claw in white - loading capacity: up to 12 kg 		


Item-no.	Name	Image	
Mount for monitor: "Infinity", "DASH", "FM"			
M-21370_WS	<p>Small support arm, double hinge, with integrated cable channel and carrier for GE monitor Infinity, DASH or FM for mounting on standard rail 25 x 10 mm</p> <ul style="list-style-type: none"> - L/W/H: approx. 485 x 145 x 230 mm - adaption movable - throat depth movable: 266 mm - small support arm, casting, with cable channel - carrier for monitor turnable $\pm 90^\circ$, inclinable $\pm 15^\circ$ - with quick release (latching bolt) - with cable holder claw in white - loading capacity: up to 12 kg 		
M-21371_WS	<p>Small support arm, double hinge, with integrated cable channel and carrier for GE monitor Infinity, DASH or FM for mounting on wall (optional on carrier rail)</p> <ul style="list-style-type: none"> - L/W/H: approx. 475 x 145 x 195 mm - adaption movable - throat depth movable: 266 mm - small support arm, casting, with cable channel - carrier for monitor turnable $\pm 90^\circ$, inclinable $\pm 15^\circ$ - with quick release (latching bolt) - with cable holder claw in white - loading capacity: up to 12 kg 		
M-21372_WS	<p>Small support arm, double hinge, with integrated cable channel and carrier for GE monitor Infinity, DASH or FM for mounting on tube $\varnothing 38$ mm</p> <ul style="list-style-type: none"> - L/W/H: approx. 500 x 145 x 165 mm - adaption movable - throat depth movable: 266 mm - small support arm, casting, with cable channel - carrier for monitor turnable $\pm 90^\circ$, inclinable $\pm 15^\circ$ - with quick release (latching bolt) - with cable holder claw in white - loading capacity: up to 12 kg 		
M-21373_WS	<p>Small support arm, double hinge, with integrated cable channel and carrier for GE monitor Infinity, DASH or FM for mounting on GCX-rail (optional with dove tail)</p> <ul style="list-style-type: none"> - L/W/H: approx. 465 x 145 x 185 mm - adaption movable - throat depth movable: 266 mm - small support arm, casting, with cable channel - carrier for monitor turnable $\pm 90^\circ$, inclinable $\pm 15^\circ$ - with quick release (latching bolt) - with cable holder claw in white - loading capacity: up to 12 kg 		

Item-no.	Name	Image	
Mounting on table, for monitor: "Infinity", "DASH", "FM"			
<p>M-21598</p>	<p>Carrier for GE monitor Infinity, DASH or FM for mounting on desk, with base plate</p> <ul style="list-style-type: none"> - L/W/H: approx. approx. 255 x 285 x 105 mm - carrier for monitor turnable $\pm 90^\circ$, inclinable $\pm 15^\circ$ - with quick release (latching bolt) - loading capacity: up to 12 kg 		
Carrier on bedstead or standard rail, for monitor: "DASH", "FM"			
<p>M-21404</p>	<p>Carrier for GE monitor on bedstead or standard rail for monitor DASH or FM for hooking on bedstead tube linkage up to $\varnothing 40$ mm, or on standard rail 25 mm x 10 mm</p> <ul style="list-style-type: none"> - L/W/H: approx. 330 x 265 x 220 mm - carrier for monitor with quick release - monitor-mounting from above - loading capacity: up to 15 kg 		
		<p>Mounting example: on bedstead</p> 	

Item-no.	Name	Image	
Carrier on bedstead or standard rail, for monitor: "DASH 4000"			
<p>M-21426</p>	<p>Carrier for monitor on bedstead or standard rail for GE monitor DASH 4000</p> <p><i>for hooking on bedstead tube linkage up to $\varnothing 40$ mm, or on standard rail 25 mm x 10 mm</i></p> <ul style="list-style-type: none"> - L/W/H: approx. 330 x 265 x 220 mm - carrier for monitor with quick release - monitor-mounting from above - loading capacity: up to 15 kg 		
Carrier on bedstead or standard rail, for monitor: "B 20"			
<p>M-21425</p>	<p>Carrier for monitor on bedstead or standard rail for GE monitor B 20</p> <p><i>for hooking on bedstead tube linkage up to $\varnothing 40$ mm, or on standard rail 25 mm x 10 mm</i></p> <ul style="list-style-type: none"> - L/W/H: approx. 330 x 265 x 220 mm - carrier for monitor with quick release - monitor-mounting from above - loading capacity: up to 15 kg 		
Carrier on bedstead or standard rail, for monitor: "B 450"			
<p>M-21428</p>	<p>Carrier for monitor on bedstead or standard rail for GE monitor B 450</p> <p><i>for hooking on bedstead tube linkage up to $\varnothing 40$ mm, or on standard rail 25 mm x 10 mm</i></p> <ul style="list-style-type: none"> - L/W/H: approx. 330 x 265 x 220 mm - carrier for monitor with quick release - monitor-mounting from above - loading capacity: up to 15 kg 		

Item-no.	Name	Image	
Carrier on bedstead or standard rail, for monitor: "FM"			
<p>M-21597</p>	<p>Carrier for monitor on bedstead or standard rail for GE monitor F-FMW-00</p> <p><i>for hooking on bedstead tube linkage up to Ø40 mm, or on standard rail 25 mm x 10 mm</i></p> <ul style="list-style-type: none"> - L/W/H: approx. 330 x 265 x 220 mm - carrier for monitor with quick release - monitor-mounting from above - loading capacity: up to 15 kg 		
Carrier on bedstead or standard rail, for monitor: "Delta", "Gamma"			
<p>M-21586</p>	<p>Carrier for monitor on bedstead or standard rail for GE monitor Delta or Gamma with docking station</p> <p><i>for hooking on bedstead tube linkage up to Ø40 mm, or on standard rail 25 mm x 10 mm</i></p> <ul style="list-style-type: none"> - L/W/H: approx. 330 x 265 x 220 mm - carrier for monitor with quick release for Dräger docking station, monitor Delta and Gamma - monitor-mounting from above - loading capacity: up to 15 kg 		
Carrier on bedstead or standard rail, for monitor: "PRO CARE"			
<p>M-21427</p>	<p>Carrier for monitor on bedstead or standard rail for GE monitor PRO CARE</p> <p><i>to clamp on bedstead tube linkage up to Ø40 mm, or on standard rail 25 mm x 10 mm</i></p> <ul style="list-style-type: none"> - L/W/H: approx. 330 x 265 x 220 mm - carrier for monitor with quick release - monitor-mounting from above - loading capacity: up to 15 kg 		

Item-no.	Name	Image	
Cable management			
<p>K-21545</p> <p>Cable holder claw on rail <i>fits on</i> standard rail 25 mm x 10 mm or 35 mm x 8 mm</p> <p>- colour: white - width: 46 mm</p> <p>(Rail not included)</p>			 <p>Illustration: mounted on standard rail</p>
<p>K-21555</p> <p>Cable holder claw on rail <i>with star knob clamping</i> <i>fits on</i> standard rail 25 mm x 10 mm</p> <p>- colour: white - width: 46 mm</p> <p>(Rail not included)</p>			 <p>Illustration: mounted on standard rail</p>
<p>M-20262 – 50 WS</p> <p>Cable clip, 50 pieces, white <i>fits on</i> <i>standard rail 25 mm x 10 mm</i></p> <p>- width: 23 mm. (standard rail not included)</p>			 <p>Illustration: - from the side</p>
<p>M-20262 -100 WS</p> <p>Cable clip, 100 pieces, white <i>fits on</i> <i>standard rail 25 mm x 10 mm</i></p> <p>- width: 23 mm (standard rail not included)</p>			<p>- mounted on standard rail</p> 

Item-no.	Name	Image	
Modulbox GE			
<p>M-20189</p>	<p>Carrier for Modulbox GE for mounting on standard rail 25 x 10 mm or USA-standard rail</p> <ul style="list-style-type: none"> - L/W/D: approx. 215 x 160 x 53 mm - adaption fixedly - plate: grey - loading capacity: up to 8 kg 		
<p>M-20187</p>	<p>Carrier for Modulbox GE to mount on tube Ø 25 mm</p> <ul style="list-style-type: none"> - L/W/D: approx. 260 x 160 x 165 mm - adaption on tube with quick release - plate: grey - loading capacity: up to 8 kg 	